
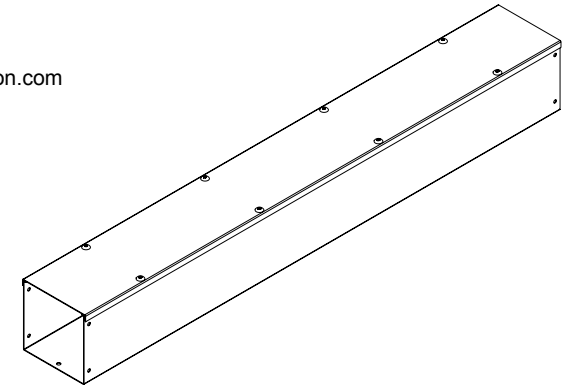


Gross Automation (877) 268-3700 · www.hammondenclosuresales.com · sales@grossautomation.com



PART No. CWSC648NK
Data subject to change without notice
Isometric drawing Not to Scale



ISOMETRIC VIEW



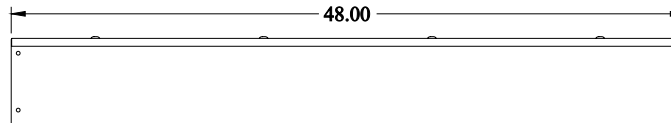
BACK VIEW



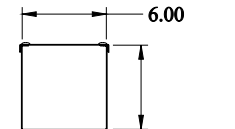
SIDE VIEW




TOP VIEW



FRONT VIEW



SIDE VIEW



BOTTOM VIEW