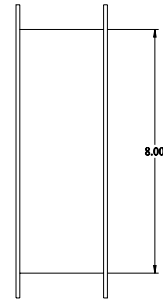


PART No. 1487EM3

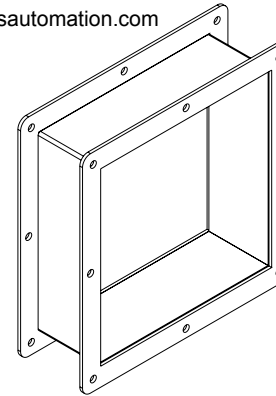
Data subject to change without notice

Isometric drawing Not to Scale

Gross Automation (877) 268-3700 · www.hammondenclosuresales.com · sales@grossautomation.com



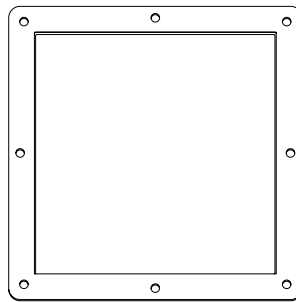
TOP VIEW



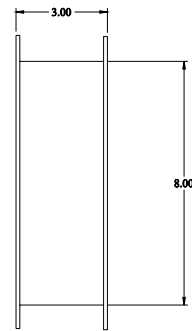
ISOMETRIC VIEW



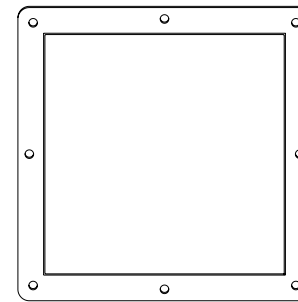
BACK VIEW



SIDE VIEW



FRONT VIEW



SIDE VIEW



BOTTOM VIEW