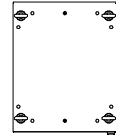



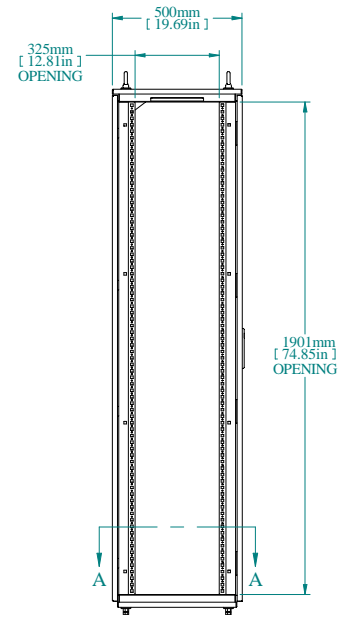
SECTION A-A



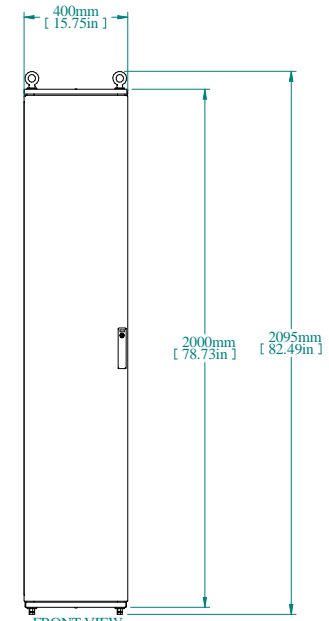
TOP VIEW




REAR VIEW



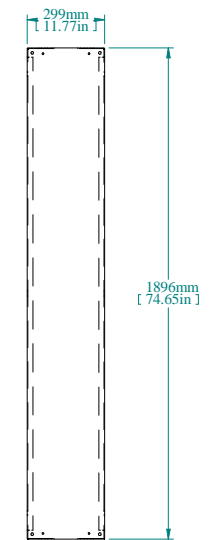
L.S. VIEW



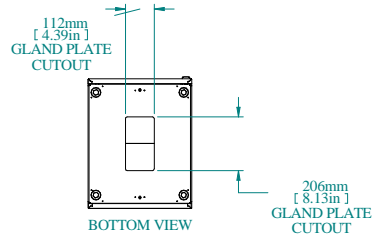
FRONT VIEW



FRONT VIEW DOOR REMOVED



INNER PANEL



PART NUMBERS	
HME2045	PAINTED TEXTURED GRAY RAL 7035

NOTES
Welded Assembly See Hammond Website for Additional Accessories

Data subject to change without notice. Isometric drawing not to scale.



**HAMMOND
MANUFACTURING™**

www.hammondmfg.com

PART NO. HME2045