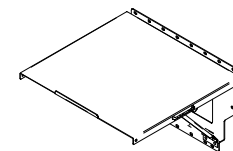
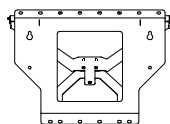


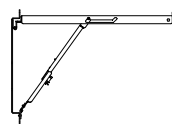
TOP VIEW



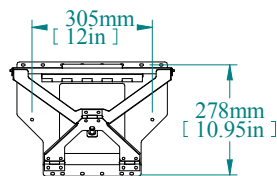
ISOMETRIC VIEW



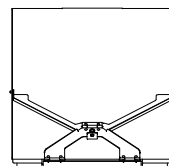
REAR VIEW



L.S. VIEW



FRONT VIEW



BOTTOM VIEW

PART NUMBERS	
DMS1615	PAINTED TEXTURED GRAY RAL 7035

NOTES
Opens to 90° or 75° angle and quickly folds down for compact storage Hammond Website for Additional Accessories

Data subject to change without notice. Isometric drawing not to scale.



**HAMMOND
MANUFACTURING™**
www.hammondmfg.com
PART NO. DMS1615