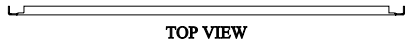
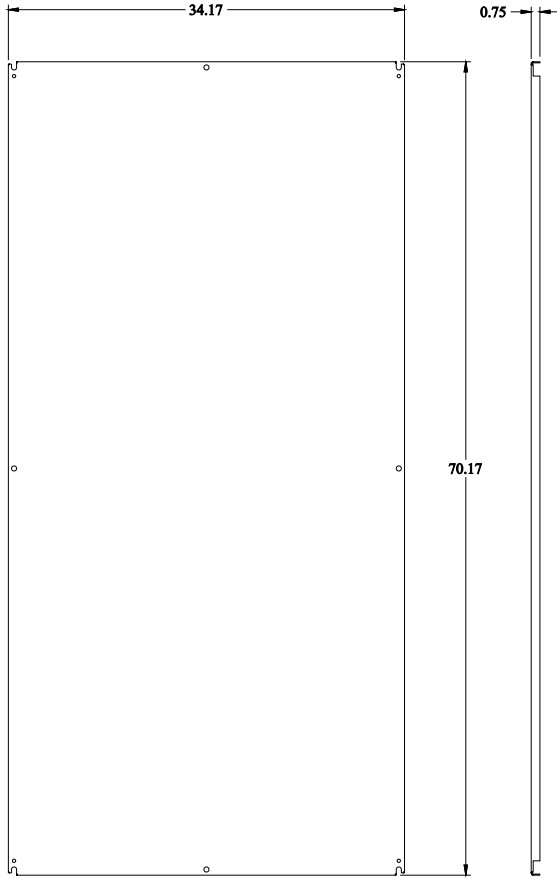
 **PART No. EP7236**
Data subject to change without notice
Isometric drawing Not to Scale

Gross Automation (877) 268-3700 · www.hammondenclosuresales.com · sales@grossautomation.com




TOP VIEW




FRONT VIEW

SIDE VIEW



ISOMETRIC VIEW



BOTTOM VIEW