


PART No. EP2412


Data subject to change without notice

Isometric drawing Not to Scale


Gross Automation (877) 268-3700 · www.hammondenclosuresales.com · sales@grossautomation.com



FRONT VIEW



SIDE VIEW



ISOMETRIC VIEW