


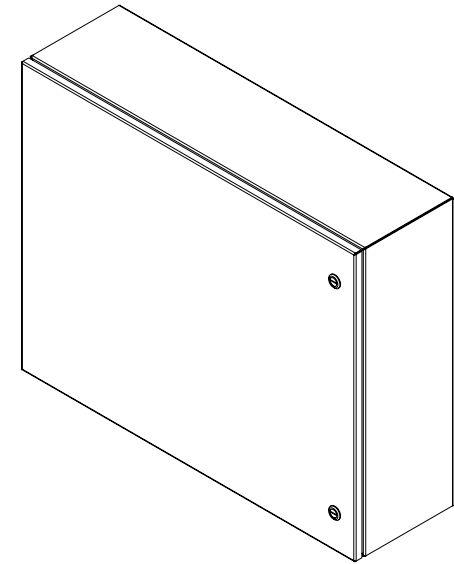
PART No. EN4SD24308LG

Data subject to change without notice

Isometric drawing Not to Scale




TOP VIEW




ISOMETRIC VIEW


Gross Automation (877) 268-3700 · www.hammondenclosuresales.com · sales@grossautomation.com




BACK VIEW




LEFT SIDE VIEW



FRONT VIEW



RIGHT SIDE VIEW



BOTTOM VIEW