


PART No. EN4SD243010GY

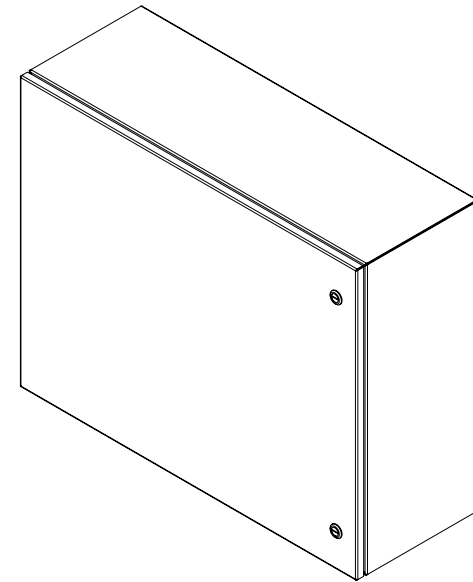
Data subject to change without notice

Isometric drawing Not to Scale


Gross Automation (877) 268-3700 · www.hammondenclosuresales.com · sales@grossautomation.com




TOP VIEW



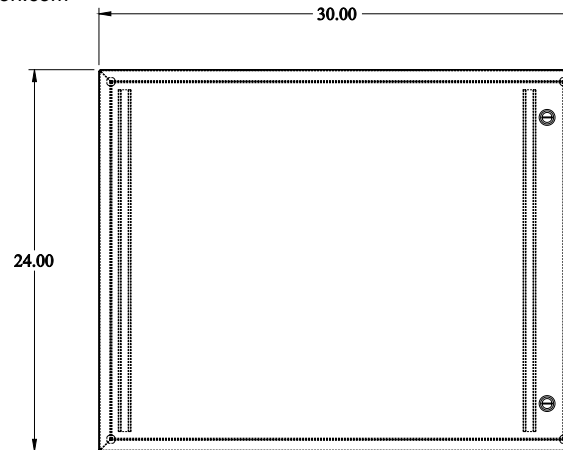
ISOMETRIC VIEW




BACK VIEW



LEFT SIDE VIEW



FRONT VIEW



RIGHT SIDE VIEW



BOTTOM VIEW