


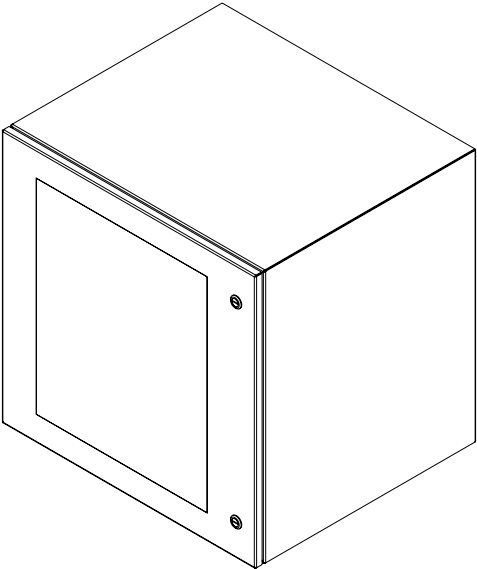


**PART No. EN4SD242420WGY**


Data subject to change without notice  
Isometric drawing Not to Scale



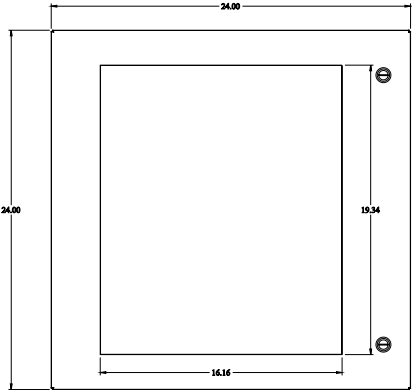
**TOP VIEW**




**ISOMETRIC VIEW**




**LEFT SIDE VIEW**



**FRONT VIEW**



**RIGHT SIDE VIEW**



**BOTTOM VIEW**