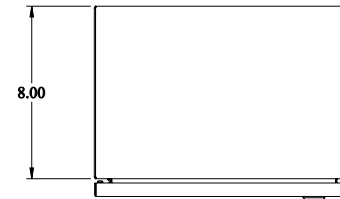


PART No. EN4SD24128GY

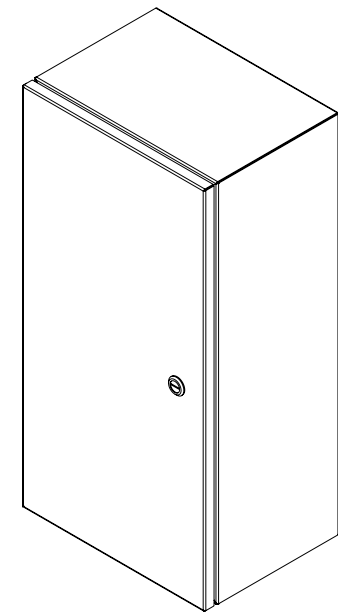
Data subject to change without notice

Isometric drawing Not to Scale

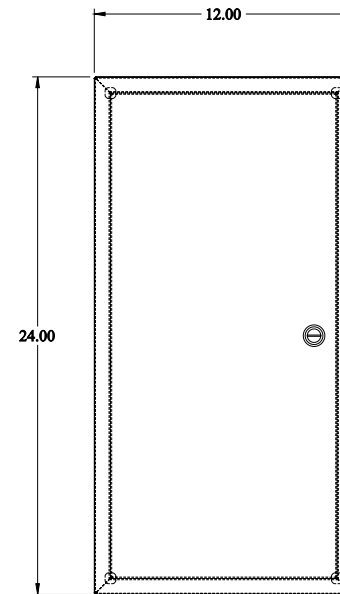
Gross Automation (877) 268-3700 · www.hammondenclosuresales.com · sales@grossautomation.com



TOP VIEW




ISOMETRIC VIEW



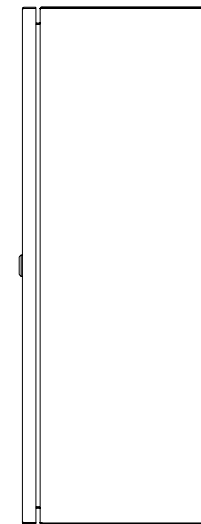
FRONT VIEW



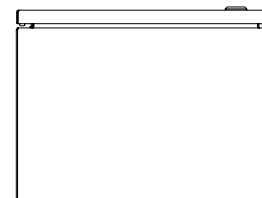
BACK VIEW



LEFT SIDE VIEW



RIGHT SIDE VIEW



BOTTOM VIEW