



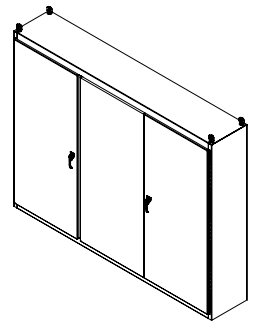
PART No. 1422MD320

for more information visit

www.hammfg.com

Data subject to change without notice

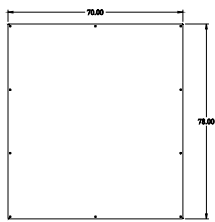
Isometric drawing Not to Scale



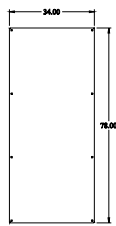
ISOMETRIC VIEW




TOP VIEW



INNER PANEL



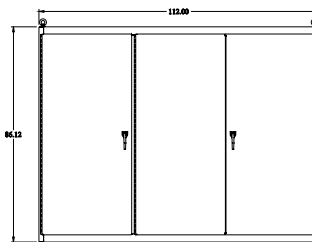
INNER PANEL



BACK SIDE VIEW



LEFT SIDE VIEW



FRONT VIEW



RIGHT SIDE VIEW



BOTTOM VIEW