

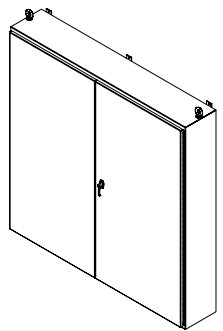


PART No. 1422F12

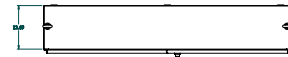
for more information visit
www.hammfg.com

Data subject to change without notice

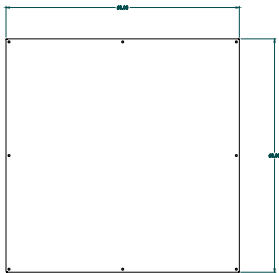
Isometric drawing Not to Scale




ISOMETRIC VIEW




TOP VIEW



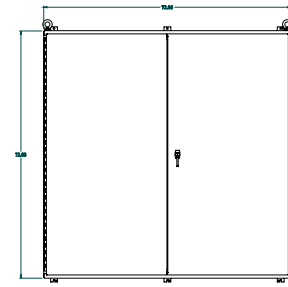
INNER PANEL



BACK SIDE VIEW



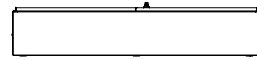
LEFT SIDE VIEW



FRONT VIEW



RIGHT SIDE VIEW



BOTTOM VIEW