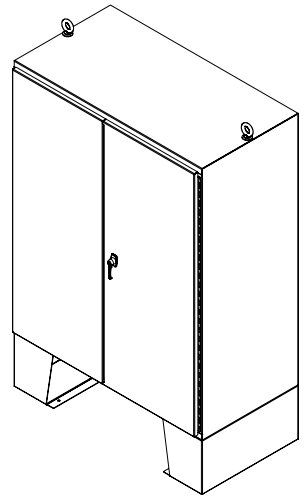


PART No. 1422B24F

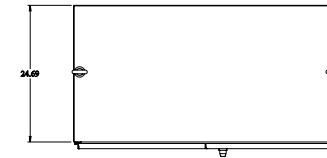
Data subject to change without notice

Isometric drawing Not to Scale

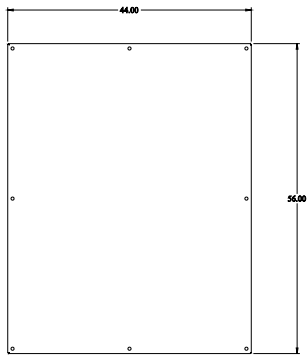
Gross Automation (877) 268-3700 · www.hammondenclosuresales.com · sales@grossautomation.com




ISOMETRIC VIEW




TOP VIEW



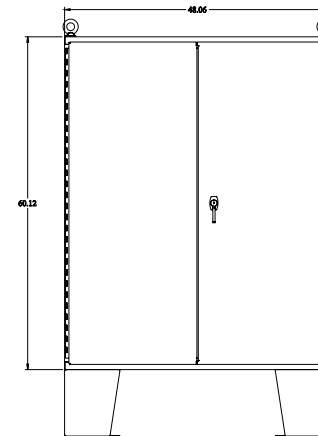
INNER PANEL



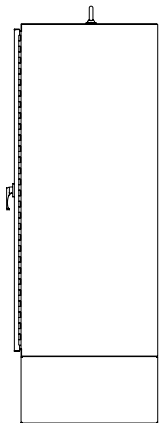
BACK SIDE VIEW



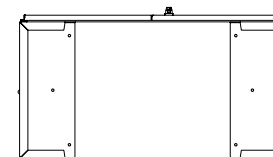
LEFT SIDE VIEW



FRONT VIEW



RIGHT SIDE VIEW



BOTTOM VIEW