


PART No. 1481WSSDH1418

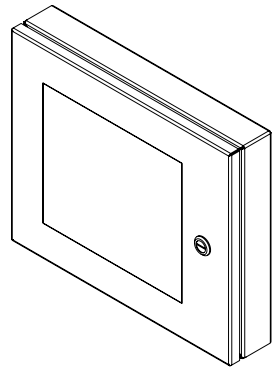
for more information visit
www.hammfg.com

Data subject to change without notice

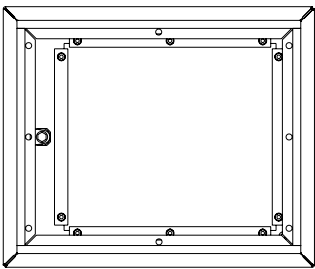
Isometric drawing Not to Scale



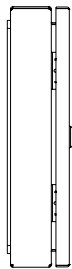
TOP VIEW



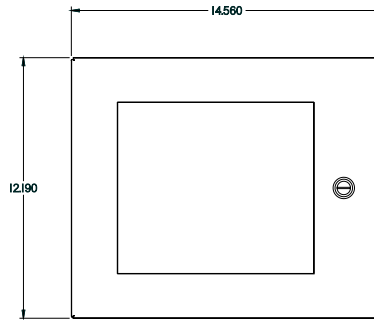
ISOMETRIC VIEW



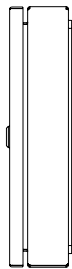
BACK VIEW



LEFT SIDE VIEW



FRONT VIEW



RIGHT SIDE VIEW



BOTTOM VIEW