

HN4 Series Stainless Steel Two Door Floor Mount - NEMA 4X

Continuous Hinge, 3pt Handle



Inner
Panel
Included



Corrosion Resistant
Floormount Enclosures

Application

- Designed to house electrical, electronic, hydraulic or pneumatic controls and instruments.
- Provides protection where equipment may be hosed down or otherwise be very wet, or in specific applications where corrosion is a serious problem.

Standards

- UL 508 Type 3R, 4X, and 12
- CSA Type 3R, 4X, and 12
- **Complies with**
 - NEMA Type 3R, 4X, 12 and 13
 - IEC 60529, IP66

Construction

- Formed 12 gauge 304 or 316 stainless steel.
- Smooth, continuously welded seams without knockouts, cutouts or holes.
- Heavy duty stainless steel lifting eyebolts are provided with reinforcing support angles.
- Doors are supported with heavy gauge continuous hinges.
- New 3-pt padlocking door handle.
- Seamless poured-in place gasket.
- A grounding stud is provided in the enclosure and a bonding stud is provided on the door.
- Center post is removable for easy installation of the inner panel.
- 12" floor stands are welded to the enclosure.

Finish

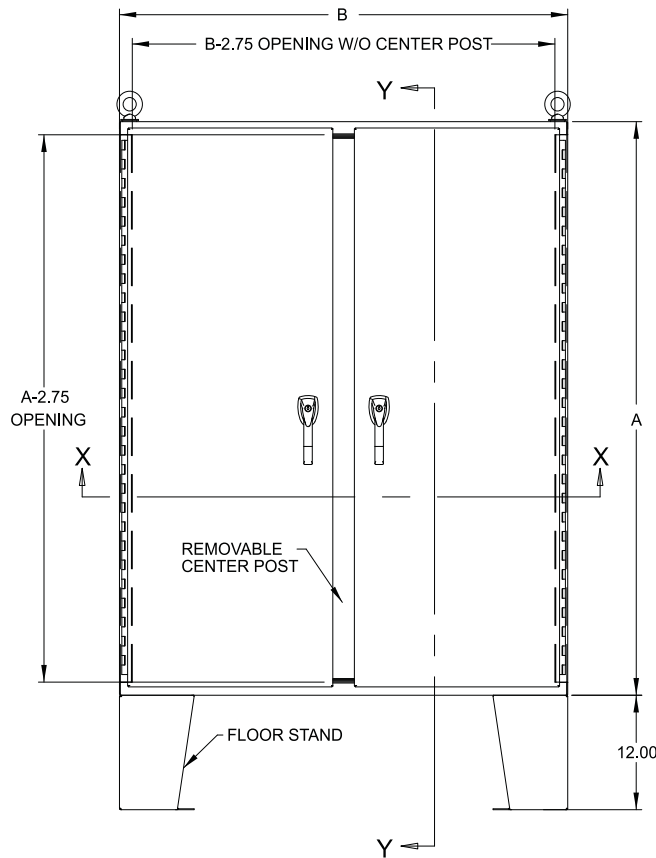
- Cover and enclosure are natural stainless steel with a smooth brushed finish.
- Removable inner panel is finished in white powder coating.

Accessories

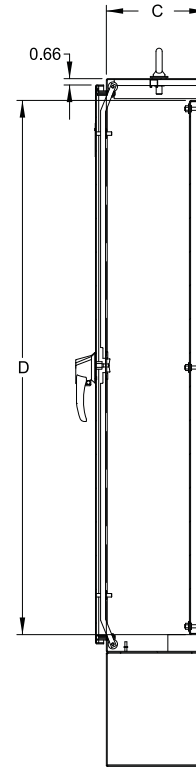
- Breather kits...see page **400-401**
- Door clamping hardware
...see page **429**
- Door stop kits...see page **453**
- Door support guide...see page **451**
- Drip shield kits...see page **451**
- Louvered ventilating plates
...see page **402**
- Thermostats...see page **397**
- Window kits...see page **449**

HN4 Series Stainless Steel Two Door Floor Mount - NEMA 4X

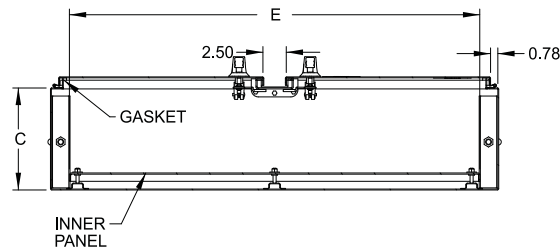
Continuous Hinge, 3pt Handle



Front View



Section Y-Y



Section X-X

304 S.S. Part Number	316 S.S. Part Number	Overall Dimensions			Inner Panel (Included)	
		A	B	C	D	E
HN4FM604812SS	HN4FM604812S16	60.13	48.06	12.69	56.00	44.00
HN4FM604818SS	HN4FM604818S16	60.13	48.06	18.69	56.00	44.00
HN4FM606012SS	HN4FM606012S16	60.13	60.06	12.69	56.00	56.00
HN4FM726012SS	HN4FM726012S16	72.13	60.06	12.69	68.00	56.00
HN4FM727212SS	HN4FM727212S16	72.13	72.06	12.69	68.00	68.00
HN4FM727224SS	HN4FM727224S16	72.13	72.06	24.69	68.00	68.00

Technical references and CAD downloads available at www.hammondmfg.com

All dimensions in inches unless specified otherwise

Quality Products. Service Excellence.