



PART No. HN4WM24428S16

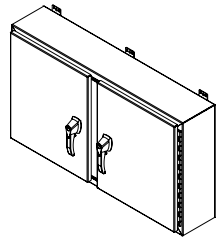
for more information visit
www.hammfg.com

Data subject to change without notice

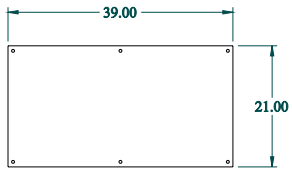
Isometric drawing Not to Scale



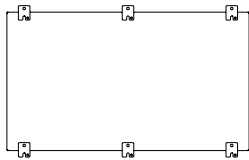
TOP VIEW



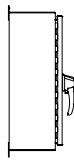
ISOMETRIC VIEW



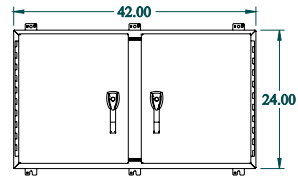
INNER PANEL



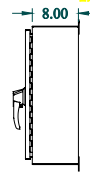
BACK VIEW



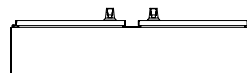
SIDE VIEW



FRONT VIEW



SIDE VIEW



BOTTOM VIEW