


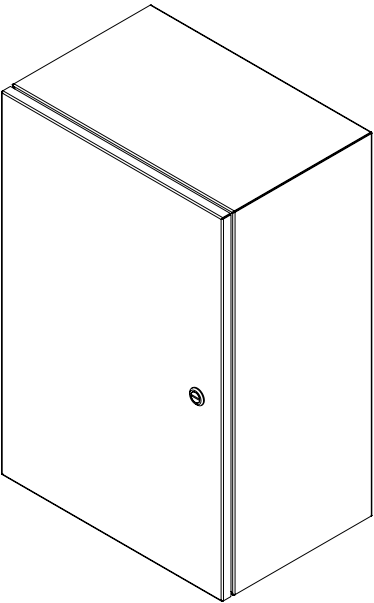
PART No. EN4SD241610SS

Data subject to change without notice


Isometric drawing Not to Scale




TOP VIEW




ISOMETRIC VIEW




BACK VIEW




LEFT SIDE VIEW



FRONT VIEW



RIGHT SIDE VIEW



BOTTOM VIEW