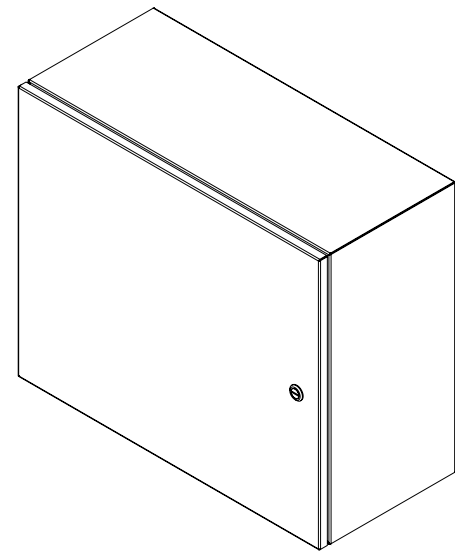



PART No. EN4SD202410S16

Data subject to change without notice


Isometric drawing Not to Scale




ISOMETRIC VIEW




TOP VIEW



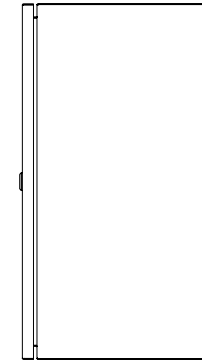
BACK VIEW



LEFT SIDE VIEW



FRONT VIEW



RIGHT SIDE VIEW



BOTTOM VIEW