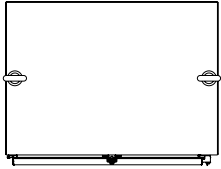

 **PART No. 1418N4S16W18**
Data subject to change without notice
Isometric drawing Not to Scale

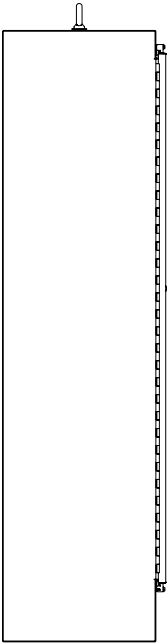
Gross Automation (877) 268-3700 · www.hammondenclosuresales.com · sales@grossautomation.com



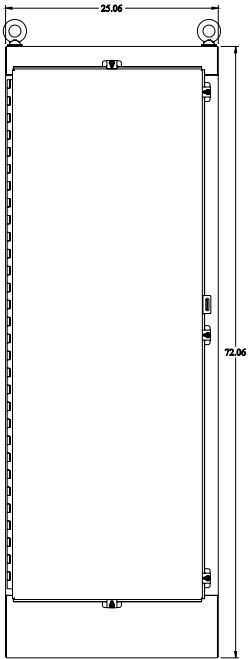
TOP VIEW



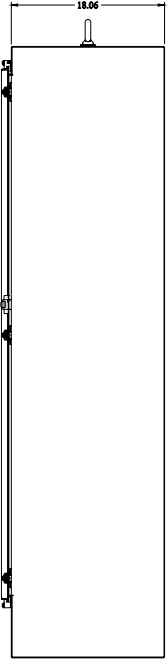
BACK VIEW




SIDE VIEW




FRONT VIEW



SIDE VIEW



ISOMETRIC VIEW



BOTTOM VIEW