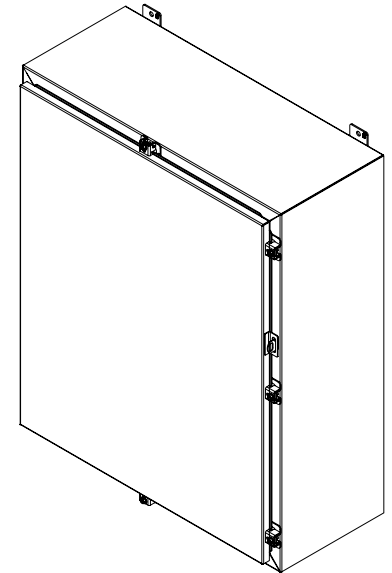





PART No. 1418N4S16M12

Data subject to change without notice


Isometric drawing Not to Scale




ISOMETRIC VIEW



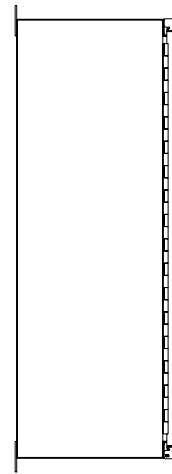
TOP VIEW




INNER PANEL



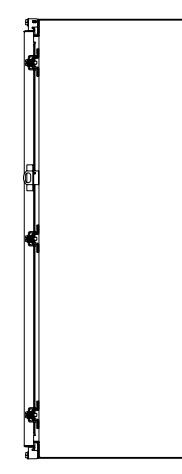
BACK VIEW



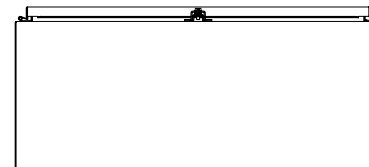
SIDE VIEW



FRONT VIEW



SIDE VIEW



BOTTOM VIEW